

Instructional Plan for the Week of May 18, 2020 – May 22, 2020 (Days 36-40) - Grade 2 – Mrs. Donnangelo & Mrs. Hauser





Scroll down




Subject	Day 36 May 18, 2020	Day 37 May 19, 2020	Day 38 May 20, 2020	Day 39 May 21, 2020	Day 40 May 22, 2020
ELA	<p align="center"><u>Reading Day 36</u></p> <p>Group B with Mrs. Donnangelo Novel Study: <u>Charlotte's Web</u> Written by E.B. White 1.Read Chapter 12, <i>A Meeting</i>, pages 86-91. https://documentcloud.adobe.com/link/track?uri=urn%3Aaaid%3Ascds%3AUS%3Ac3d8aa55-98d0-4a66-b69e-e7765c8c7d12</p> <p><u>Discussion Questions:</u> 1.What is Charlotte's plan to save Wilbur? 2.What word will Charlotte write in her web next? How does Wilbur feel about it? 3.Why does Templeton agree to help save Wilbur? 4.How will Templeton help with Charlotte's plan to save Wilbur?</p> <p>2.Reading Packet Number 3: Answer reading comprehension questions on page 25. https://www.hempsteadschools.org/cms/lib/NY01920790/Centricity/Domain/228/CO Reading Day 21-35.pdf</p> <p>3.Complete an i-Ready or Acellus Reading Lesson</p> <p><u>Group A with Mrs. Hauser:</u> Adapted Book Study: <u>Charlotte's Web</u> Written by E.B. White 1.Read Chapter 12 Click on the power point below to read chapter 12. https://documentcloud.adobe.com/link/track?uri=urn%3Aaaid%3Ascds%3AUS%3</p>	<p align="center"><u>Reading Day 37</u></p> <p>Group B with Mrs. Donnangelo Novel Study: <u>Charlotte's Web</u> Written by E.B. White 1.Read Chapter 13, <i>Good Progress</i>, pages 92-104. https://documentcloud.adobe.com/link/track?uri=urn%3Aaaid%3Ascds%3AUS%3Ac3d8aa55-98d0-4a66-b69e-e7765c8c7d12</p> <p><u>Discussion Questions:</u> 1.What indicates that Charlotte's plan is working? 2.What does Mr. Zuckerman decide to do with Wilbur? 3. What word will Charlotte write in the web next? How does Wilbur feel about it? 4. How does Charlotte feel about Wilbur? How do you know?</p> <p>2.Reading Packet Number 3: Answer reading comprehension questions on page 26. https://www.hempsteadschools.org/cms/lib/NY01920790/Centricity/Domain/228/CO Reading Day 21-35.pdf</p> <p>3.Vocabulary Development: Chapters 13-15 https://www.hempsteadschools.org/cms/lib/NY01920790/Centricity/Domain/228/Charlotte's Web Novel Study Vocabulary Visuals.pdf</p> <p>4.Complete an i-Ready or Acellus Reading Lesson</p> <p><u>Group A with Mrs. Hauser:</u> Adapted Book Study: <u>Charlotte's Web</u></p>	<p align="center"><u>Reading Day 38</u></p> <p>Group B with Mrs. Donnangelo Novel Study: <u>Charlotte's Web</u> Written by E.B. White 1.Read Chapter 14, <i>Dr. Dorian</i>, pages 105 - 112. https://documentcloud.adobe.com/link/track?uri=urn%3Aaaid%3Ascds%3AUS%3Ac3d8aa55-98d0-4a66-b69e-e7765c8c7d12</p> <p><u>Discussion Questions:</u> 1.How does Fern's mother feel about her visits to the barn? 2.Why does Fern say she is not alone at the barn? 3.What advice did Dr. Dorian give to Mrs. Arable about Fern? 4.What does Dr. Dorian see as the miracle in Charlotte's web?</p> <p>2.Reading Packet Number 3: Answer reading comprehension questions on page 27. https://www.hempsteadschools.org/cms/lib/NY01920790/Centricity/Domain/228/CO Reading Day 21-35.pdf</p> <p>3.Complete an i-Ready or Acellus Reading Lesson</p> <p><u>Group A with Mrs. Hauser:</u> Adapted Book Study: <u>Charlotte's Web</u> Written by E.B. White 1.Read Chapter 14 Click on the power point below to read chapter 14.</p>	<p align="center"><u>Reading Day 39</u></p> <p>Group B with Mrs. Donnangelo Novel Study: <u>Charlotte's Web</u> Written by E.B. White 1.Read Chapter 15, <i>The Crickets</i>, pages 113 - 117. https://documentcloud.adobe.com/link/track?uri=urn%3Aaaid%3Ascds%3AUS%3Ac3d8aa55-98d0-4a66-b69e-e7765c8c7d12</p> <p><u>Discussion Questions:</u> 1.How is Wilbur the center of attention on the farm? 2. Is all of the attention changing Wilbur? Explain. 3.Why is Wilbur looking forward to the county fair? 4. Why can't Charlotte go to the fair with Wilbur? How does he feel about it?</p> <p>2.Reading Packet Number 3: Answer reading comprehension questions on page 28 https://www.hempsteadschools.org/cms/lib/NY01920790/Centricity/Domain/228/CO Reading Day 21-35.pdf</p> <p>3.Complete an i-Ready or Acellus Reading Lesson</p> <p><u>Group A with Mrs. Hauser:</u> Adapted Book Study: <u>Charlotte's Web</u> Written by E.B. White 1.Read Chapter 15 Click on the power point below to read chapter 15.</p>	<p align="center">No Classes Today</p> <p align="center">See your homework page for Memorial Day Project. Due May 27, 2020</p>

<p>Aad4ed4e7-2c98-49b9-b951-4533d8aba27d</p> <p>2.Reading Packet: Answer questions on Page 7.</p> <p>https://www.hempsteadschools.org/cms/lib/NY01920790/Centricity/Domain/228/CO Reading Days 21-35 for Group A - Mrs. Hauser.pdf</p>	<p>Written by E.B. White</p> <p>1.Read Chapter 13 Click on the power point below to read chapter 13. https://documentcloud.adobe.com/link/track?uri=urn%3Aaaid%3Asc%3AUS%3Aad4ed4e7-2c98-49b9-b951-4533d8aba27d</p> <p>2.Reading Packet: Answer questions on Page 8. https://www.hempsteadschools.org/cms/lib/NY01920790/Centricity/Domain/228/CO Reading Days 21-35 for Group A - Mrs. Hauser.pdf</p>	<p>https://documentcloud.adobe.com/link/track?uri=urn%3Aaaid%3Asc%3AUS%3Aad4ed4e7-2c98-49b9-b951-4533d8aba27d</p> <p>2.Reading Packet: Answer questions on Page 8 https://www.hempsteadschools.org/cms/lib/NY01920790/Centricity/Domain/228/CO Reading Days 21-35 for Group A - Mrs. Hauser.pdf</p>	<p>https://documentcloud.adobe.com/link/track?uri=urn%3Aaaid%3Asc%3AUS%3Aad4ed4e7-2c98-49b9-b951-4533d8aba27d</p> <p>2.Reading Packet: Answer questions on Page 9 https://www.hempsteadschools.org/cms/lib/NY01920790/Centricity/Domain/228/CO Reading Days 21-35 for Group A - Mrs. Hauser.pdf</p>
--	---	--	--

Phonics	<p align="center"><u>Phonics Day 36</u></p> <p>1. Watch the video about the long vowel sound 'o' (o-e). Click below. https://www.youtube.com/watch?v=Sup-nnGusvk</p> <p>2. In your notebook write at least five long <i>o</i> words with the <i>o-e</i> spelling from your reading. Choose one of the words and write a sentence for that word.</p> <p>3. Complete a <i>Headsprout</i> Lesson online. https://www.raz-kids.com/</p>	<p align="center"><u>Phonics Day 37</u></p> <p>1. Watch the video about the long vowel sound 'o' (oa). Click below. https://www.youtube.com/watch?v=_xYKYTf0JS8</p> <p>2. In your notebook write at least five long <i>o</i> words with the <i>oa</i> spelling from your reading. Choose one of the words and write a sentence for that word.</p> <p>3. Complete a <i>Headsprout</i> Lesson online. https://www.raz-kids.com/</p>	<p align="center"><u>Phonics Day 38</u></p> <p>1. Watch the video about the long vowel sound 'o' (oe). Click below. https://www.youtube.com/watch?v=xRk2LAYcEBU</p> <p>2. In your notebook write at least five long <i>o</i> words with the <i>oe</i> spelling from your reading. Choose one of the words and write a sentence for that word.</p> <p>3. Complete a <i>Headsprout</i> Lesson online. https://www.raz-kids.com/</p>	<p align="center"><u>Phonics Day 39</u></p> <p>1. Watch the video about long vowel sound 'o' (ow). Click below. https://www.youtube.com/watch?v=PHJmFE5E2T0</p> <p align="center">or</p> <p>https://www.youtube.com/watch?v=NZdgP2wAQic</p> <p>2. In your notebook write at least five long <i>o</i> words with the <i>ow</i> spelling from your reading. Choose one of the words and write a sentence for that word.</p> <p>3. Complete a <i>Headsprout</i> Lesson online. https://www.raz-kids.com/</p>	
Math	<p align="center"><u>Math Day 36</u></p> <p align="center"><u>Lesson 7.1: Dimes, Nickels, and Pennies</u></p> <p>1. ThinkCentral Lesson Video for lesson 7.1 Click Below https://www-k6.thinkcentral.com/content/hsp/math/gomath/na/gr2/online_interactive_teacher_book_9780544349070_/G2_Chp7_L1/launch.html?edition=student</p> <p>2. Complete pages 467 - 472 https://www.hempsteadschools.org/cms/lib/NY01920790/Centricity/Domain/228/CO_Math_Day_33_Lesson_7.1.pdf</p> <p>Money Reference Chart for Coins https://documentcloud.adobe.com/link/preview?uri=urn:aaid:scds:US:72cc67dc-96ca-4ddb-ba9e-444cdc4ce748</p>	<p align="center"><u>Math Day 37</u></p> <p align="center"><u>Lesson 7.2: Quarters</u></p> <p>1. ThinkCentral Lesson Video for lesson 7.2 Click Below https://www-k6.thinkcentral.com/content/hsp/math/gomath/na/gr2/online_interactive_teacher_book_9780544349070_/G2_Chp7_L2/launch.html?edition=student</p> <p>2. Complete pages 473 - 478 Click below https://www.hempsteadschools.org/cms/lib/NY01920790/Centricity/Domain/228/CO_Math_Day_34_Lesson_7.2.pdf</p> <p>Money Reference Chart for Coins https://documentcloud.adobe.com/link/preview?uri=urn:aaid:scds:US:72cc67dc-96ca-4ddb-ba9e-444cdc4ce748</p>	<p align="center"><u>Math Day 38</u></p> <p align="center"><u>Lesson 7.3: Count Collections</u></p> <p>1. ThinkCentral Lesson Video for lesson 7.3 Click Below https://www-k6.thinkcentral.com/content/hsp/math/gomath/na/gr2/online_interactive_teacher_book_9780544349070_/G2_Chp7_L3/launch.html?edition=student</p> <p>2. Complete pages 479 - 484 Click below https://www.hempsteadschools.org/cms/lib/NY01920790/Centricity/Domain/228/CO_Math_Day_35_Lesson_7.3.pdf</p> <p>Money Reference Chart for Coins https://documentcloud.adobe.com/link/preview?uri=urn:aaid:scds:US:72cc67dc-96ca-4ddb-ba9e-444cdc4ce748</p>	<p align="center"><u>Math Day 39</u></p> <p align="center"><u>Lesson 7.4: Show Amounts in Two Ways</u></p> <p>1. ThinkCentral Lesson Video for lesson 7.4 Click Below https://www-k6.thinkcentral.com/content/hsp/math/gomath/na/gr2/online_interactive_teacher_book_9780544349070_/G2_Chp7_L4/launch.html?edition=student</p> <p>2. Complete pages 485 - 488 Click below https://documentcloud.adobe.com/link/track?uri=urn%3Aaaid%3A%3AUS%3A3da4748e-3c41-4e57-a71b-03a4b821a37f</p> <p>Money Reference Chart for Coins https://documentcloud.adobe.com/link/preview?uri=urn:aaid:scds:US:72cc67dc-96ca-4ddb-ba9e-444cdc4ce748</p>	

	<p>Learning Target: I can find the total values of collections of dimes, nickels, and pennies. (2.MD.C.8)</p> <p>3. Complete an i-Ready or Acellus Math Lesson</p>	<p>Learning Target: I can find the total values of collections of quarters, dimes, nickels, and pennies. (2.MD.C.8)</p> <p>3. Complete an i-Ready or Acellus Math Lesson</p>	<p>Learning Target: I can order coins in a collection by value and then find the total value. (2.MD.C.8)</p> <p>3. Complete an i-Ready or Acellus Math Lesson</p>	<p>Learning Target: I can represent money amounts less than a dollar using two different combinations of coins (2.MD.C.8)</p> <p>3. Complete an i-Ready or Acellus Math Lesson</p>	
Writing	<p>Writing Day 36</p> <p>Target: I can respond to a writing prompt related to landforms or bodies of water.</p> <p>Lesson In your notebook or on a word document read and respond to the journal prompt. Remember to use details in your writing.</p> <p>Prompt: Write about riding a bike a sled down the biggest <u>hill</u> you have ever seen.</p>  <p>Hill</p>	<p>Writing Day 37</p> <p>Target: I can respond to a writing prompt related to landforms or bodies of water.</p> <p>Lesson In your notebook or on a word document read and respond to the journal prompt. Remember to use details in your writing.</p> <p>Prompt: If you had a pond in your backyard, what would you use it for? Fishing? Swimming? What plants and animals live in it?</p>  <p>Pond</p>	<p>Writing Day 38</p> <p>Target: I can respond to a writing prompt related to landforms or bodies of water.</p> <p>Lesson: In your notebook or on a word document read and respond to the journal prompt. Remember to use details in your writing.</p> <p>Prompt: Imagine that you live on a small island. How did you get there? What creatures live on your island? Describe your island.</p>  <p>Island</p>	<p>Writing Day 39</p> <p>Target: I can respond to a writing prompt related to landforms or bodies of water.</p> <p>Lesson: In your notebook or on a word document read and respond to the journal prompt. Remember to use details in your writing.</p> <p>Prompt If you went to school in a valley between two large mountains, what would you do during recess?</p>  <p>Valley</p>	<p>No Classes Today</p> <p>See your homework page for Memorial Day Project. Due May 27, 2020</p>
Science	<p>Science Day 36</p> <p>Science Book Chapter 4, The Earth's Surface</p> <p>Lesson 2: Take it Further Careers in Science and Engineering</p>		<p>Science Day 38</p> <p>Science Book Chapter 4, The Earth's Surface</p> <p>Lesson 2: Lesson Check and Self Check Page 213: Complete: Can you explain it?</p>		<p>No Classes Today</p> <p>See your homework page for Memorial Day</p>

	<p>“Mapmakers” Read page 211. Google the following questions on page 211. Write the answers in your science notebook.</p> <p>https://www.hempsteadschools.org/cms/lib/NY01920790/Centricity/Domain/228/Science Day 36.pdf</p> <p>2.Complete an Acellus Science Lesson</p>		<p>Pages 214 – 215: Read and answer the questions .</p> <p>https://www.hempsteadschools.org/cms/lib/NY01920790/Centricity/Domain/228/Science Day 38.pdf</p> <p>2.Complete an Acellus Science Lesson</p>		<p>Project. Due May 27, 2020</p>
<p>Social Studies</p>	<p><u>Social Studies Day 37</u></p> <p>1.Read the power point about the different types of landforms. Click on the link below.</p> <p> BasicLandformsPowerPoint (1).pdf</p> <p>https://www.hempsteadschools.org/cms/lib/NY01920790/Centricity/Domain/228/BasicLandformsPowerPoint.pdf</p> <p>When you are finished reading, in your notebook, create a bar graph and sort the bodies of water from the land.</p> <p>2.Complete an Acellus Social Studies Lesson</p>			<p><u>Social Studies Day 39</u></p> <p>1.Click on the link for BrainPOP jr. https://jr.brainpop.com/socialstudies/geography/landforms/ Watch the video on Landforms. Take the quiz. Screenshot your quiz results and send the results back to us.</p> <p>2.. Complete an Acellus Social Studies Lesson</p>	<p>No Classes Today</p> <p>See your homework page for Memorial Day Project. Due May 27, 2020</p>